

Datalogic S.r.l.

Via San Vitalino 13
40012 Calderara di Reno (BO)
Italy
Tel. +39 051 3147011
Fax +39 051 3147205

©2020-2021 Datalogic S.p.A. and/or its affiliates

All rights reserved. Without limiting the rights under copyright, no part of this documentation may be reproduced, stored in or introduced into a retrieval system, or transmitted in any form or by any means, or for any purpose, without the express written permission of Datalogic S.p.A. and/or its affiliates.

Owners of Datalogic products are hereby granted a non-exclusive, revocable license to reproduce and transmit this documentation for the purchaser's own internal business purposes. Purchaser shall not remove or alter any proprietary notices, including copyright notices, contained in this documentation and shall ensure that all notices appear on any reproductions of the documentation.

Electronic versions of this document may be downloaded from the Datalogic website (www.datalogic.com). If you visit our website and would like to make comments or suggestions about this or other Datalogic publications, please let us know via the "Contact" page.

Disclaimer

Datalogic has taken reasonable measures to provide information in this manual that is complete and accurate, however, Datalogic shall not be liable for technical or editorial errors or omissions contained herein, nor for incidental or consequential damages resulting from the use of this material. Datalogic reserves the right to change any specification at any time without prior notice.

Trademarks


Datalogic and the Datalogic logo are registered trademarks of Datalogic S.p.A. in many countries, including the U.S.A. and the E.U.

Memor is a trademark of Datalogic S.p.A. and/or its affiliates. All other brand and product names may be trademarks of their respective owners. Google, Google Play and other marks are trademarks of Google LLC.

Support Through the Website

Datalogic provides several services as well as technical support through its website.


Log on to www.datalogic.com.

For quick access, from the home page click on the search icon , and type in the name of the product you're looking for. This allows you access to download Data Sheets, Manuals, Software & Utilities, and Drawings.

Hover over the Support & Service menu for access to Services and Technical Support.



 DATALOGIC



©2020-2021 Datalogic S.p.A. and/or its affiliates

• All rights reserved • Without limiting the rights under copyright, no part of this documentation may be reproduced, stored in or introduced into a retrieval system, or transmitted in any form or by any means, or for any purpose, without the express written permission of Datalogic S.p.A. and/or its affiliates • Datalogic and the Datalogic logo are registered trademarks of Datalogic S.p.A. in many countries, including the U.S. and the E.U.

www.datalogic.com



822004214 (Rev. E) Oct. 2021

OUT OF THE BOX

The Memor K Single Slot Dock package contains:

- Single Slot Dock
- Quick Start Guide
- Warranty Addendum

Remove all the components from their packaging; check their integrity and compare them with all the packing documents.



CAUTION: Keep the original packaging for use when sending products to the technical assistance center. Damage caused by improper packaging is not covered under the warranty.


PARTS AND FUNCTIONS

Front View



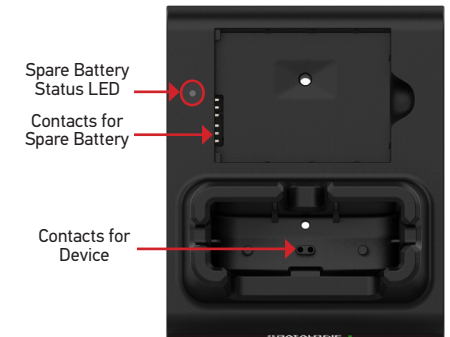
Power ON LED

Back View



Power Connector

Top View



Spare Battery Status LED
Contacts for Spare Battery

Contacts for Device

MOUNT THE RUBBER PADS

Attach the self-adhesive rubber pads to the bottom of the dock as shown below:



FASTEN THE DOCK TO A SURFACE

To securely fasten the Memor K Single Slot Dock to tables, desks and other surfaces, and to prevent the dock from moving when you remove the device, use a metal plate.

POWER SUPPLY



CAUTION: Use only the Datalogic power supply 94ACC0197 to power the Single Slot Dock Charge Only.

PRÉCAUTION: utilisez uniquement l'alimentateur Datalogic 94ACC0197 pour alimenter la charge de la station d'accueil à emplacement unique uniquement.

CHARGE THE MEMOR K

Insert the device into the dock with the screen facing front and the head facing up.

The dock is able to provide power to the Memor K when the device is correctly inserted.



WARNING: Do not attempt to charge any other device different from the Memor K devices.

AVERTISSEMENT: n'essayez pas de charger un autre appareil différent des appareils Memor K.

CHARGE THE SPARE BATTERY

Insert the spare battery into the slot, contacts side first, and then gently press it into place. The spare battery status LED illuminates red.

When charging is complete, the spare battery status LED illuminates green.



LED INDICATORS

LED Behavior	Operation Status
Power ON	
Solid green	Dock is powered
Spare Battery Status	
Off	No battery
Solid red	Spare battery is charging
Solid green	Spare battery charge completed

TECHNICAL SPECIFICATIONS

Electrical Features	
Indicators Consumption	Power on LED (green) Spare Battery Status LED (red, green) 12V 2A
Environmental Features	
Working Temperature	0°C to 45°C
Storage Temperature	-30°C to 70°C
Humidity	5-95% non condensing
Mechanical Features	
Dimensions	109 x 130.2 x 61.8 mm / 4.3 x 5.1 x 2.4 in
Weight	225 g / 7.94 oz

EUROPEAN DECLARATION OF CONFORMITY

Hereby, Datalogic S.r.l. declares that this radio equipment is in compliance with Directive 2014/53/EU. The full text of the EU declaration of conformity is available at: www.datalogic.com. Select the Support & Service > Downloads > Product Certifications link where you can search for your specific product certification.

UKCA DECLARATION OF CONFORMITY

Hereby, Datalogic S.r.l. declares that the full text of the UKCA Declaration of Conformity is available at: www.datalogic.com. Select the Support & Service > Downloads > Product Certifications link where you can search for your specific product certification.

BATTERY SAFETY GUIDELINES



WARNING: Installing, charging and/or any other action should be done by authorized personnel and following this manual.

The battery pack may get hot, explode, ignite, and/or cause serious injury if exposed to abusive conditions.

If the battery pack is replaced with an improper type, there is risk of explosion.

Do not place the battery pack in or near a fire or heat; do not place the battery pack in direct sunlight, or use or store the battery pack inside unventilated areas in hot weather; do not place the battery pack in microwave ovens, dryer, high pressure containers, on induction cookware or similar device.

Doing so may cause the battery pack to generate heat, explode or ignite. Using the battery pack in this manner may also result in a loss of performance and a shortened life expectancy.

Use only a Datalogic approved power supply. The use of an alternative power supply will void the product warranty, may cause product damage and may cause heat, explode or ignite.

Immediately discontinue use of the battery pack if, while using, charging or storing the battery pack, the battery pack emits an unusual smell, feels hot, changes colour or shape, or appears abnormal in any other way.

Do not short-circuit the battery pack contacts connecting the positive terminal and negative terminal. This might happen, for example, when you carry a spare battery pack in your pocket or purse; accidental short-circuiting can occur when a metallic object such as a coin, clip, or pen causes direct connection of the contacts of the battery pack (these look like metal strips on the battery pack). Short-circuiting the terminals may damage the battery pack or the connecting object.



WARNING: Do not apply voltages to the battery pack contacts.

Do not pierce the battery pack with nails, strike it with a hammer, step on it or otherwise subject it to strong impacts or shocks.

Do not disassemble or modify (i.e. bend, crush or deform) the battery pack. The battery pack contains safety and protection devices, which, if damaged, may cause the battery pack to generate heat, explode or ignite.

In case of leakage of liquid from the battery, avoid contact with liquid the skin or eyes. If the contact occurs, immediately wash the affected area with water and consult a doctor.

Do not solder directly onto the battery pack.

Do not expose the battery pack to liquids.

Avoid any knocks or excessive vibrations. If the device or the battery is dropped, especially on a hard surface, you should take it to the nearest Authorised Repair Centre for inspection before continuing to use it.

Do not remove or damage the battery pack's label.

Do not use the battery pack if it is damaged in any part.

Battery pack usage by children should be supervised.

Collect and recycle waste batteries separately from the device in comply with European Directive 2013/56/EU, 2011/65/EU, 2012/79/EU and subsequent modifications, US and China regulatory and others laws and regulations about environment.

CONSIGNES DE SÉCURITÉ CONCERNANT LA BATTERIE



AVERTISSEMENT: L'installation, le chargement et/ou toute autre opération sont réservés au personnel autorisé et doivent être effectués conformément à ce manuel.

En cas d'utilisation dans des conditions défavorables, le bloc-batterie peut surchauffer, exploser, prendre feu et/ou provoquer des blessures graves.

Tout remplacement du bloc-batterie par un type inapproprié entraîne un risque d'explosion et/ou d'incendie.

Ne pas placer le bloc-batterie dans ou à proximité d'un incendie ou d'une autre source de chaleur; ne pas placer le bloc-batterie en plein soleil et ne pas utiliser ni entreposer le bloc-batterie dans des zones non ventilées par temps chaud ; ne pas placer le bloc-batterie dans des fours à micro-ondes, des sèche-linge, des conteneurs à haute pression, sur des surfaces de cuisson à induction ou à l'intérieur de dispositifs similaires. Ce faisant, le bloc-batterie peut surchauffer, exploser ou s'enflammer. Dans ces conditions d'utilisation, il y a également un risque de perte des performances du bloc-batterie et une réduction de la durée de vie attendue.

Utiliser uniquement une alimentation approuvée par Datalogic. En plus d'annuler la garantie du produit, l'utilisation de toute alimentation alternative peut provoquer des dommages au dispositif et engendrer de la chaleur, une explosion ou un incendie.

Interrompre immédiatement l'utilisation du bloc-batterie si, pendant son utilisation, chargement ou stockage, il dégage une odeur inhabituelle ou bien s'il chauffe, change de couleur ou de forme ou s'il apparaît anormal de toute autre manière.



AVERTISSEMENT: Ne pas court-circuiter les contacts du bloc-batterie en raccordant la borne positive à la borne négative. Par exemple, cela pourrait arriver lorsque l'utilisateur a un bloc-batterie de recharge dans sa poche ou son sac; un court-circuit accidentel peut se produire si un objet métallique, tel qu'une pièce, un trombone ou un stylo, entraîne un raccordement direct des contacts du bloc-batterie (ces derniers ressemblent à des bandes métalliques). Tout court-circuit des bornes peut endommager le bloc-batterie ou l'objet de raccordement.

Ne pas appliquer de tensions sur les contacts du bloc-batterie.

Ne pas percer le bloc-batterie avec les ongles, ne pas le frapper avec un marteau, marcher dessus ni le soumettre à de fort(e)s heurts, pressions ou chocs.

Ne pas démonter ni modifier (c'est-à-dire plier, écraser ou déformer) le bloc-batterie. Le bloc-batterie contient des dispositifs de protection et de sécurité qui, si endommagés, risquent de le faire surchauffer, exploser ou s'enflammer.

En cas de fuite de liquide de la batterie, éviter tout contact avec la peau et les yeux. En cas de contact, rincer immédiatement la zone concernée à l'eau et consulter un médecin.

Ne pas effectuer de soudures directement sur le bloc-batterie.

Ne pas exposer le bloc-batterie à des liquides.

Éviter tout(e) heurt ou vibration excessive. Lorsque le dispositif ou la batterie tombe, en particulier sur une surface dure, l'apporter au centre de réparation autorisé le plus proche pour une inspection avant de continuer à l'utiliser.



AVERTISSEMENT: Ne pas enlever ni endommager l'étiquette du bloc-batterie. Ne pas utiliser le bloc-batterie s'il présente des dommages où qu'ils se trouvent.

Surveiller les enfants s'ils utilisent le bloc-batterie.

Collecter et recycler les batteries usagées séparément des appareils conformément aux Directives Européennes 2013/56/EU, 2011/65/EU, 2012/79/EU et modifications successives, ainsi qu'aux réglementations et lois américaines et chinoises en matière d'environnement.

FCC COMPLIANCE

FCC PART 15 B Statement

This device complies with part 15 of the FCC Rules. Operation is subject to the following two conditions:

(1) This device may not cause harmful interference, and (2) this device must accept any interference received, including interference that may cause undesired operation.

Caution: The user is cautioned that changes or modifications not expressly approved by the party responsible for compliance could void the user's authority to operate the equipment.

Note: This equipment has been tested and found to comply with the limits for a Class B digital device, pursuant to part 15 of the FCC Rules. These limits are designed to provide reasonable protection against harmful interference in a residential installation. This equipment generates uses and can radiate radio frequency energy and, if not installed and used in accordance with the instructions, may cause harmful interference to radio communications. However, there is no guarantee that interference will not occur in a particular installation. If this equipment does cause harmful interference to radio or television reception, which can be determined by turning the equipment off and on, the user is encouraged to try to correct the interference by one or more of the following measures:

- Reorient or relocate the receiving antenna.
- Increase the separation between the equipment and receiver.
- Connect the equipment into an outlet on a circuit different from that to which the receiver is connected.
- Consult the dealer or an experienced radio/TV technician for help.

ISED Statement

Innovation, Science and Economic Development Canada ICES 003 Compliance Label: CAN ICES-3. Étiquette de conformité à la NMB 003 d'Innovation, Sciences et Développement économique Canada: CAN ICES 3.



REACH WARNING:

1#-03 Golden metal shaft Pb content is 2980mg/kg

1#-04 Golden metal shaft Pb content is 32100mg/kg

1#-07 Silvery metal part Pb content is 2520mg/kg

4#-02 Black diode Lead dipicrate content is 13800mg/kg

4#-02 Black diode Lead styphnate content is 9400mg/kg

4#-02 Black diode Lead azide Lead diazide content is 6080mg/kg

4#-02 Black diode Trilead diarsenate content is 6270mg/kg

4#-02 Black diode Lead(II) bis(methanesulfonate) content is 8300mg/kg

4#-02 Black diode Acetic acid, lead salt, basic content is 5920mg/kg

4#-02 Black diode Basic lead carbonate (trilead bis(carbonate) dihydroxide) content is 5400mg/kg

4#-02 Black diode Lead oxide sulfate(basic lead sulfate) content is 5500mg/kg

4#-02 Black diode [Phthalato(2-)] dioxotrilead(dibasic lead phthalate) content is 8500mg/kg

4#-02 Black diode Dioxobis(stearato) trilead content is 8500mg/kg

4#-02 Black diode Fatty acids, C16-18, lead salts content is 16160mg/kg

4#-02 Black diode Lead bis(tetrafluoroborate) content is 7960mg/kg

4#-02 Black diode Lead cyanamate content is 5210mg/kg

4#-02 Black diode Lead dinitrate content is 6920mg/kg

4#-02 Black diode Lead oxide (lead monoxide) content is 4660mg/kg

**REACH WARNING:**

4#-02 Black diode Lead tetroxide (orange lead) content is 4780mg/kg
 4#-02 Black diode Lead titanium trioxide content is 6330mg/kg
 4#-02 Black diode Pentalead tetraoxide sulphate content is 5000mg/kg
 4#-02 Black diode Silicic acid, lead salt content is 5910mg/kg
 4#-02 Black diode Sulfurous acid, lead salt, dibasic content is 5520mg/kg
 4#-02 Black diode Tetraethyllead content is 6760mg/kg
 4#-02 Black diode Tetralead trioxide sulphate content is 5080mg/kg
 4#-02 Black diode Trilead dioxide phosphonate content is 5110mg/kg
 4#-02 Black diode Lead di(acetate) content is 6800mg/kg
 4#-02 Black diode Lead content is 4330mg/kg
 6#-5 Black diode Lead dipicrate content is 13800mg/kg
 6#-5 Black diode Fatty acids, C16-18, lead salts content is 110mg/kg
 6#-6 Black diode Lead dipicrate content is 17920mg/kg
 6#-6 Black diode Lead styphnate content is 12160mg/kg
 6#-6 Black diode Lead azide Lead diazide content is 7860mg/kg
 6#-6 Black diode Trilead diarsenate content is 8100mg/kg
 6#-6 Black diode Lead(II) bis(methanesulfonate) content is 10730mg/kg
 6#-6 Black diode Acetic acid, lead salt, basic content is 7660mg/kg
 6#-6 Black diode Basic lead carbonate (trilead bis(carbonate)dihydroxide) content is 6990mg/kg
 6#-6 Black diode Lead oxide sulfate(basic lead sulfate) content is 7120mg/kg
 6#-6 Black diode [Phthalato(2-)] dioxotrilead(dibasic lead phthalate) content is 10990mg/kg
 6#-6 Black diode Dioxobis(stearato) trilead content is 10990mg/kg

**REACH WARNING:**

6#-6 Black diode Fatty acids, C16-18, lead salts content is 20890mg/kg
 6#-6 Black diode Lead bis(tetrafluoroborate) content is 10290mg/kg
 6#-6 Black diode Lead cyanamidate content is 6740mg/kg
 6#-6 Black diode Lead dinitrate content is 8950mg/kg
 6#-6 Black diode Lead oxide (lead monoxide) content is 6030mg/kg
 6#-6 Black diode Lead tetroxide (orange lead) content is 6180mg/kg
 6#-6 Black diode Lead titanium trioxide content is 8190mg/kg
 6#-6 Black diode Pentalead tetraoxide sulphate content is 6470mg/kg
 6#-6 Black diode Silicic acid, lead salt content is 7660mg/kg
 6#-6 Black diode Sulfurous acid, lead salt, dibasic content is 7140mg/kg
 6#-6 Black diode Tetraethyllead content is 8740mg/kg
 6#-6 Black diode Tetralead trioxide sulphate content is 6570mg/kg
 6#-6 Black diode Trilead dioxide phosphonate content is 6610mg/kg
 6#-6 Black diode Lead di(acetate) content is 8790mg/kg
 6#-6 Black diode Lead content is 5600mg/kg
 6#-13 Black diode Lead dipicrate content is 11520mg/kg
 6#-13 Black diode Lead styphnate content is 7820mg/kg
 6#-13 Black diode Lead azide Lead diazide content is 5050mg/kg
 6#-13 Black diode Trilead diarsenate content is 5210mg/kg
 6#-13 Black diode Lead(II) bis(methanesulfonate) content is 6900mg/kg
 6#-13 Black diode Acetic acid, lead salt, basic content is 4920mg/kg
 6#-13 Black diode Basic lead carbonate (trilead bis(carbonate) dihydroxide) content is 4490mg/kg
 6#-13 Black diode Lead oxide sulfate(basic lead sulfate) content is 4580mg/kg

**REACH WARNING:**

6#-13 Black diode [Phthalato(2-)] dioxotrilead(dibasic lead phthalate) content is 7070mg/kg
 6#-13 Black diode Dioxobis(stearato) trilead content is 7070mg/kg
 6#-13 Black diode Fatty acids, C16-18, lead salts content is 13430mg/kg
 6#-13 Black diode Lead bis(tetrafluoroborate) content is 6620mg/kg
 6#-13 Black diode Lead cyanamidate content is 4330mg/kg
 6#-13 Black diode Lead dinitrate content is 5750mg/kg
 6#-13 Black diode Lead oxide (lead monoxide) content is 3880mg/kg
 6#-13 Black diode Lead tetroxide (orange lead) content is 3970mg/kg
 6#-13 Black diode Lead titanium trioxide content is 5270mg/kg
 6#-13 Black diode Pentalead tetraoxide sulphate content is 4160mg/kg
 6#-13 Black diode Silicic acid, lead salt content is 4920mg/kg
 6#-13 Black diode Sulfurous acid, lead salt, dibasic content is 4590mg/kg
 6#-13 Black diode Tetraethyllead content is 5620mg/kg
 6#-13 Black diode Tetralead trioxide sulphate content is 4230mg/kg
 6#-13 Black diode Trilead dioxide phosphonate content is 4250mg/kg
 6#-13 Black diode Lead di(acetate) content is 5650mg/kg
 6#-13 Black diode Lead content is 3600mg/kg

WEEE STATEMENT**Waste Electrical and Electronic Equipment (WEEE) Statement****English**

For information about the disposal of Waste Electrical and Electronic Equipment (WEEE), please refer to the website at www.datalogic.com.

Italian

Per informazioni sullo smaltimento delle apparecchiature elettriche ed elettroniche consultare il sito Web www.datalogic.com.

French

Pour toute information relative à l'élimination des déchets électroniques (WEEE), veuillez consulter le site internet www.datalogic.com.

German

Informationen zur Entsorgung von Elektro- und Elektronik-Altgeräten (WEEE) erhalten Sie auf der Webseite www.datalogic.com.

Spanish

Si desea información acerca de los procedimientos para el desecho de los residuos del equipo eléctrico y electrónico (WEEE), visite la página Web www.datalogic.com.

Portuguese

Para informações sobre a disposição de Sucatagem de Equipamentos Elétricos e Eletrônicos (WEEE -Waste Electrical and Electronic Equipment), consultar o site web www.datalogic.com.

Chinese

有关处理废弃电气电子设备 (WEEE) 的信息, 请参考 Datalogic 公司的网站 www.datalogic.com.

Japanese

廃電気電子機器(WEEE)の処理についての関連事項は Datalogicのサイト www.datalogic.com をご参照下さい。